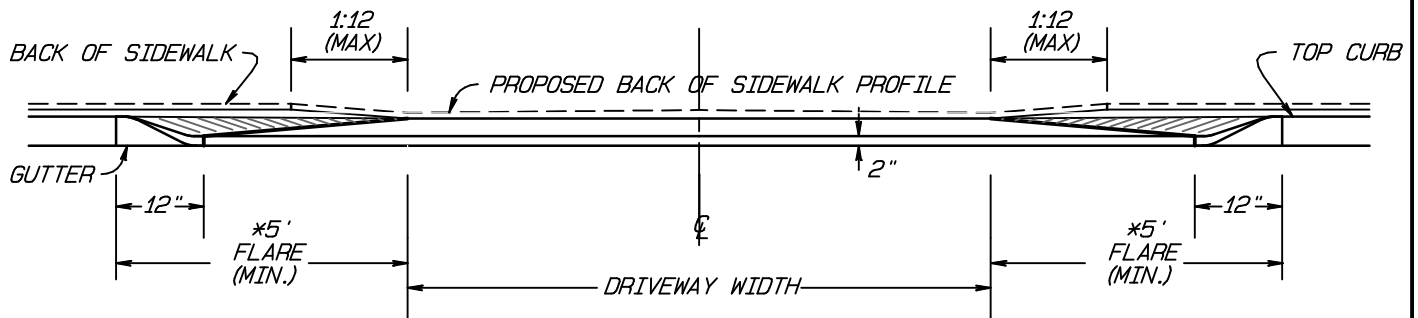
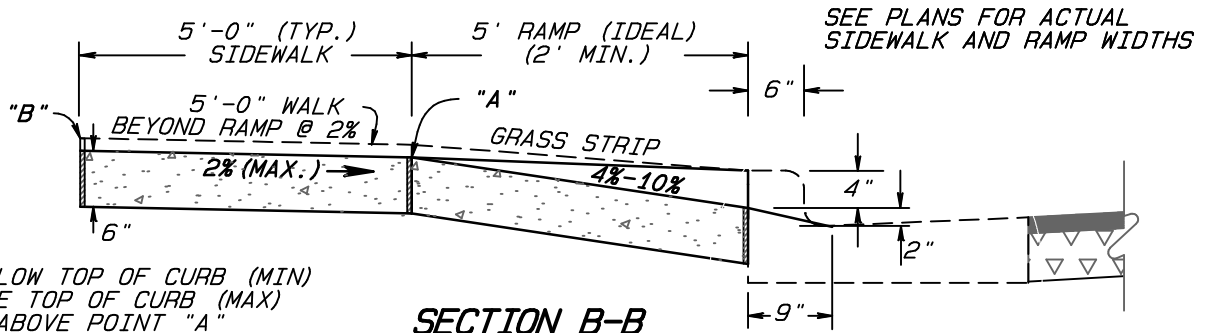


ISOMETRIC VIEW WITH GRASS STRIP



SECTION A-A

NOTE:
 *FLARE WIDTH
 5' (MIN.)
 10' (MAX.)



SECTION B-B

**MINIMUM DRIVEWAY APRON REQUIREMENTS
 SIDEWALK WITH GRASS PLOT**

GRADE POINT
 (A) 1 1/2" BELOW TOP OF CURB (MIN)
 2" ABOVE TOP OF CURB (MAX)
 (B) 1 1/4" ABOVE POINT "A"

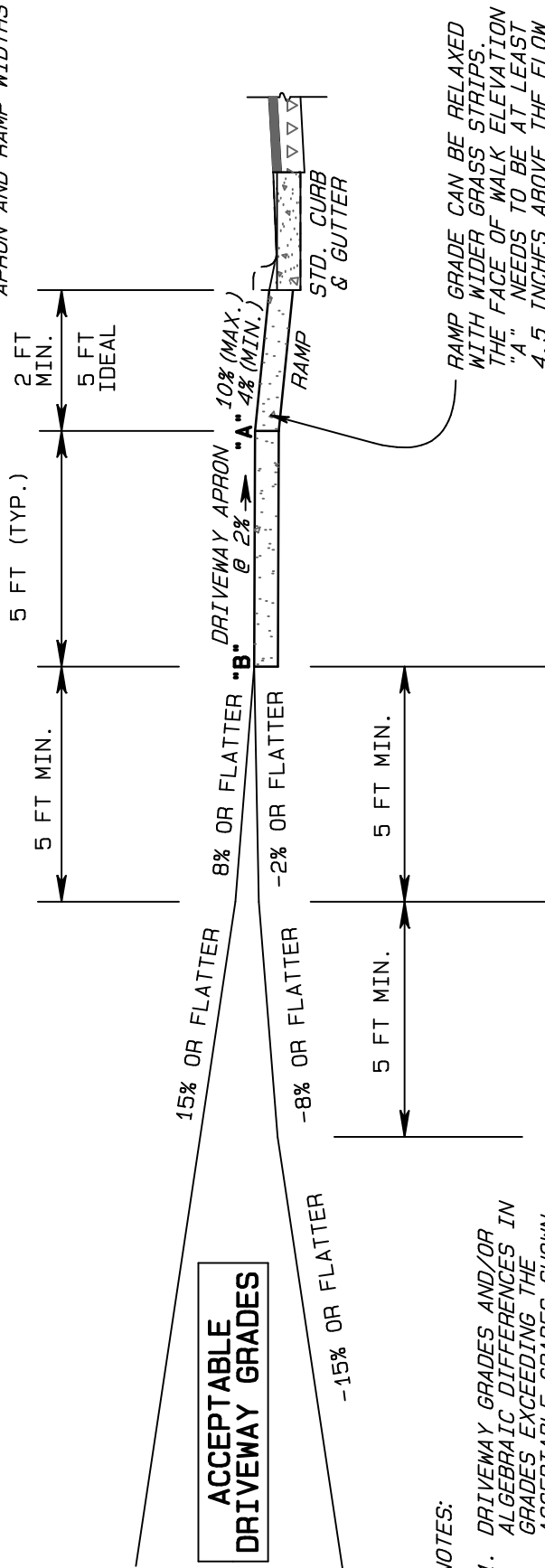
*NOTE:
 EXPANSION JOINT (E.J.) MATERIAL TO BE
 1/2" BITUMINOUS FIBRE EXPANSION JOINT MATERIAL
 1: 10 (10%) 1 1/4" /FT
 1: 12 (8%) 1" /FT

CITY OF GREENSBORO

DRIVEWAY SECTION, COMMERCIAL

STD. NO.	REV.
416-A	06-04 12-12

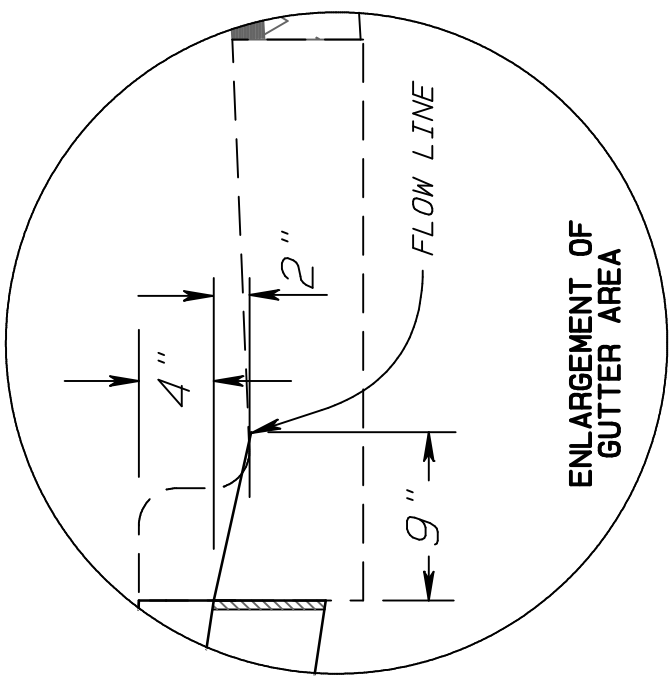
SEE PLANS FOR ACTUAL APRON AND RAMP WIDTHS



RAMP GRADE CAN BE RELAXED WITH WIDER GRASS STRIPS. THE FACE OF WALK ELEVATION "A" NEEDS TO BE AT LEAST 4.5 INCHES ABOVE THE FLOW LINE (1.5 INCHES BELOW TOP OF CURB) IN THE GUTTER

GRADE POINT

- (A) 1 1/2" BELOW TOP OF CURB (MIN)
- (B) 2" ABOVE TOP OF CURB (MAX)
- (C) 2% MAX. SLOPE FROM A TO B



ENLARGEMENT OF GUTTER AREA

- NOTES:
1. DRIVEWAY GRADES AND/OR ALGEBRAIC DIFFERENCES IN GRADES EXCEEDING THE ACCEPTABLE GRADES SHOWN WILL REQUIRE PRIOR APPROVAL FROM THE CITY ENGINEER.
 2. STREET CROSS SLOPES IN EXCESS OF 2% MAY REQUIRE A REDUCTION IN THE DRIVEWAY RAMP GRADE TO PREVENT VEHICLE DRAGGING. THE ENGINEER SHALL EVALUATE THE SURVEY DATA AND DECIDE WHETHER A REDUCED GRADE IS WARRANTED.

CITY OF GREENSBORO

DRIVEWAY SECTION, COMMERCIAL

STD. NO.	REV.
416-A	06-04 12-12