

Chapter 14

Library System

LIBRARY: INTRODUCTION

The Greensboro Public Library, established in 1902, provides library services to all residents of Guilford County. The Library System includes a new Central Library that opened in 1998, eight branch libraries, a mobile unit, and the Greensboro Historical Museum. More than 20 advisory committees provide continuous ideas and recommendations for the System. The Library provides 191 public computers with Internet Access, 541,534 book volumes, 17,621 serial volumes (periodicals), plus audio books, videotapes, CDs, and DVDs, to equal a total collection size of 581,004 for circulation. Special resource centers include Nonprofit, Neighborhood, Multicultural, Adult Literacy, Exceptional Children, Job and Career Counseling, and Home Improvement. The Library System coordinates the Community of Readers, a network of 25 organizations working to promote reading and literacy.

Two major studies have been completed within the last few years: the Strategic Plan in 1996, with a plan update scheduled for fiscal year (FY) 2001-2002, and the Strategic Plan for Community Services in 1998. Both plans are being implemented and continually reviewed.

This chapter describes existing resources, staff, facilities, geographic coverage, and library service factors for selected cities.

LIBRARY: SUMMARY HIGHLIGHTS

Library Resources

Between FY 1995-1996 and FY 1999-2000, the audiotape collection increased by 82.5 percent, followed by a 73.2 percent increase in the video collection, while the serial volumes increased by 22.5 percent. During the same time period, the adult book collection size declined by 31.3 percent, with the children's books declining by 24 percent. Other non-print materials decreased by 97 percent.

The Central Library added 122 Internet stations between FY 1997-1998 and FY 1998-1999. Twenty-nine Internet stations were added to branch libraries.

Between FY 1995-1996 and FY 1999-2000, full time staff declined by eight positions, while professional staff remained fairly constant.

Library Use Measures

Between FY 1995-1996 and FY 1999-2000, patrons in the legal service area of the library system (Guilford County, excluding High Point) increased by 5.2 percent. Library card holders increased by 17.3 percent.

During that same time period, library visits increased 16.8 percent (292,584), while total circulation decreased 9.8 percent.

Geographic Distribution

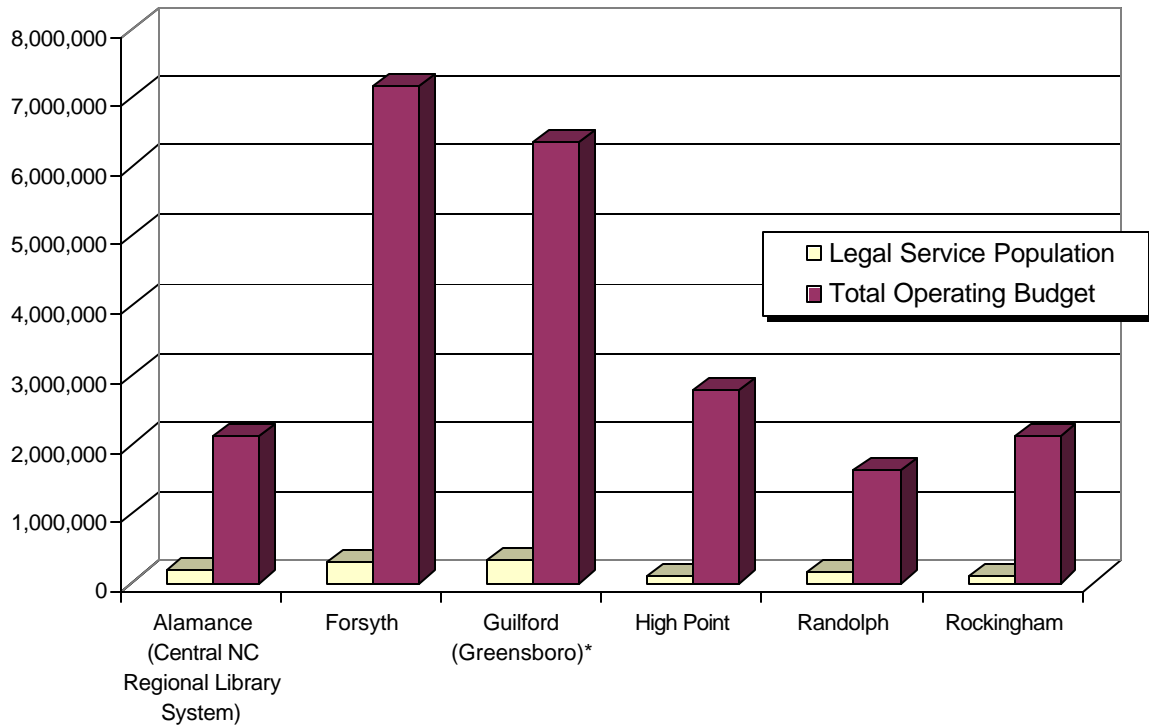
In 2000, 39 percent of library patrons resided outside of Greensboro's city limits, while the remaining 61 percent were Greensboro residents.

In FY 1999-2000, the Central Library had both the highest circulation and the highest visits, followed by the Benjamin and Guilford Branches.

Table 1: Triad Regional County Library Statistics, 1999-2000			
County Libraries	Legal Service Population	Total Operating Dollars Per Capita	Total Operating Budget
Alamance (Central NC Regional Library System)	171,306	12.27	2,102,693
Forsyth	291,839	24.51	7,152,601
Guilford (Greensboro)*	316,682	20.00	6,332,370
High Point	77,586	35.73	2,772,275
Randolph	126,253	12.93	1,632,424
Rockingham	89,745	23.50	2,108,874

Source: Statistics of North Carolina Public Libraries July 1, 1999 - June 30, 2000, Library Development Section, State Library of NC, 2000. *This is the Library's total operating budget excluding the Greensboro Historical Museum.

Figure 1: Triad Regional County Library Statistics, 1999-2000

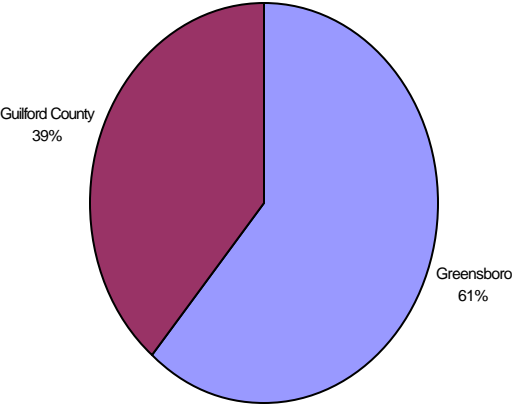


Source: Statistics of North Carolina Public Libraries July 1, 1999 - June 30, 2000, Library Development Section, State Library of NC., 2000. *This is the Library's total operating budget excluding the Greensboro Historical Museum.

Table 13: Geographic Distribution of Public Library Patrons, 2000	
Locations	Percent of Patrons
Greensboro	61%
Guilford County	39%

Source: Greensboro Public Library, 2000.

Figure 13: Geographic Distribution of Public Library Patrons, 2000

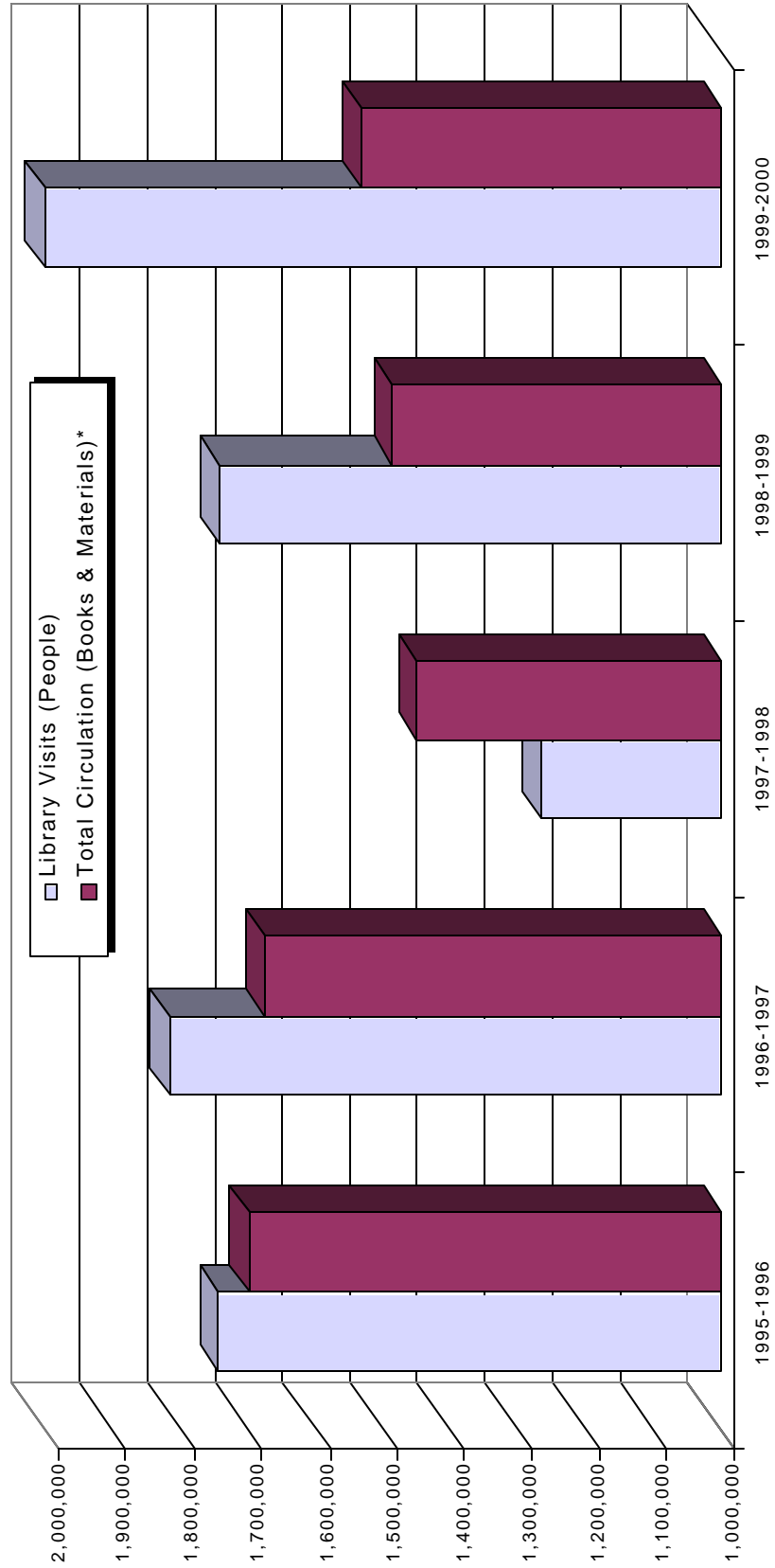


Source: Greensboro Public Library, 2000.

Table 11: Greensboro Public Library Selected Measures, FY 1995-1996 to FY 1999-2000					
Patron Use Measures	1995-1996	1996-1997	1997-1998	1998-1999	1999-2000
Legal Service Area (Population, Excluding High Point)	300,896	305,260	310,496	314,522	316,682
Registered Borrowers	147,265	121,024	133,763	154,170	172,678
Percent of Population Registered	48.9	39.6	43.0	49.0	54.5
Library Visits (People)	1,743,537	1,814,700	1,266,951	1,742,326	2,036,121
Total Circulation (Books & Materials)*	1,696,668	1,674,511	1,448,086	1,486,842	1,530,999
Circulation Per Capita	5.64	5.48	4.66	4.7	4.83

Source: Greensboro Public Library, 2000. *Numbers have decreased from FY 1996-1997, as is the national trend. However, circulation numbers have risen since FY 1998-1999.

Figure 1: Greensboro Public Library Circulation, FY 1995-1996 to FY 1999-2000



Source: Greensboro Public Library, 2000. *Numbers have decreased from FY 1996-1997, as is the national trend. However, circulation numbers have risen since FY 1998-1999.

Agency	Circulation Total FY 1997-1998	Circulation Total FY 1998-1999	Circulation Total FY 1999-2000	Library Visits Total FY 1998-1998	Library Visits Total FY 1998-1999	Library Visits Total FY 1999-2000
Central/AV	309,060	406,436	473,746	249,497	639,552	901,758
Benchmark	142,745	130,336	135,588	80,484	131,419	172,967
Benjamin	278,589	279,407	277,397	221,551	112,056	200,312
Chavis	38,307	33,513	31,091	87,843	184,923	121,217
Glenwood	93,059	92,674	87,745	N/A	171,134	145,916
Guilford	242,539	218,753	217,101	227,230	205,023	220,705
McGirt-Horton	38,724	35,701	33,455	124,153	102,683	90,742
Northeast	119,795	108,075	100,774	173,766	130,605	113,037
Southwest	160,286	152,669	149,230	102,427	64,931	69,467
Cheer*	24,982	29,278	24,872	N/A	N/A	N/A
TOTAL	1,448,086	1,486,842	1,530,999	1,266,951	1,742,326	2,036,121

Source: Greensboro Public Library, 2001. *Cheer is a mobile resource that visits sites in the area. Since it is not a building it has no door count.

Agency	Total History			
	1997-1998	1998-1999	1999-2000	Dec. 2000
Central/AV	37,524	**N/A	**N/A	51,921
Benchmark	10,706	**N/A	**N/A	13,585
Benjamin	17,785	**N/A	**N/A	21,640
Chavis	8,325	**N/A	**N/A	10,309
Glenwood	5,935	**N/A	**N/A	9,813
Guilford	20,926	**N/A	**N/A	26,355
McGirt-Horton	4,731	**N/A	**N/A	6,111
Northeast	10,852	**N/A	**N/A	13,428
Southwest	16,627	**N/A	**N/A	20,687
Cheer*	352	**N/A	**N/A	490
TOTAL	133,763	154,170	172,678	174,339

Source: Greensboro Public Library, 2001. *Cheer is a mobile resource that visits sites in the area. Since it is not a building it has no door count. **This data was not historically recorded by location. It was available for FY 1997-1998 because it had been gathered for a special report that year. As of FY 2001-2002 we have decided to record this data as a matter of routine. Note: The actual library card count through February 2001 is 180,715. This discrepancy is due some card holders having no, or an inaccurate agency code.