



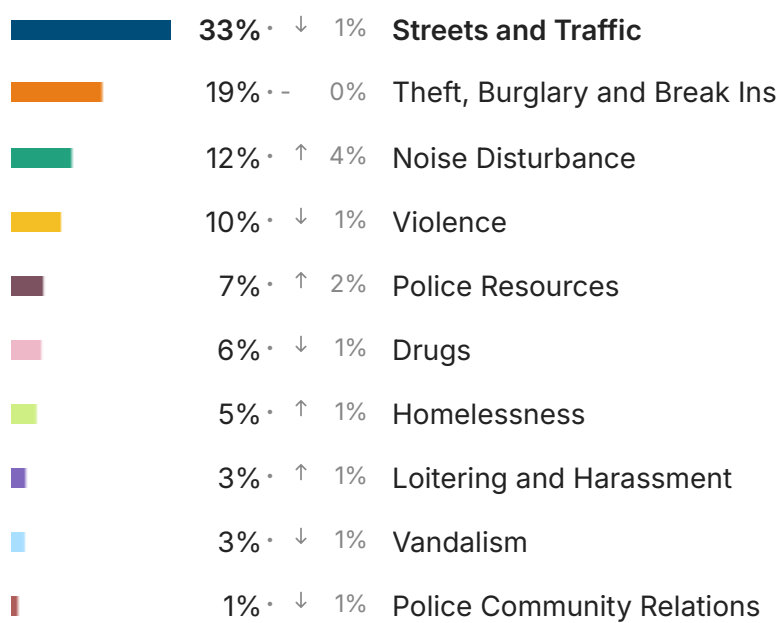
# Blockwise - Oct. Executive Summary Report

The feed provides open-text comments identifying general themes and specific issues and locations. **Streets & Traffic remains the top concern with 33% of the labeled comments. Theft, Burglary and Break Ins came second with 19% of the labelled open comments.**

City Sense of Safety score dropped by another point, with **57% of respondents stating they feel completely or mostly safe in their neighborhood.** 78% of respondents are very or fairly willing to contact the police

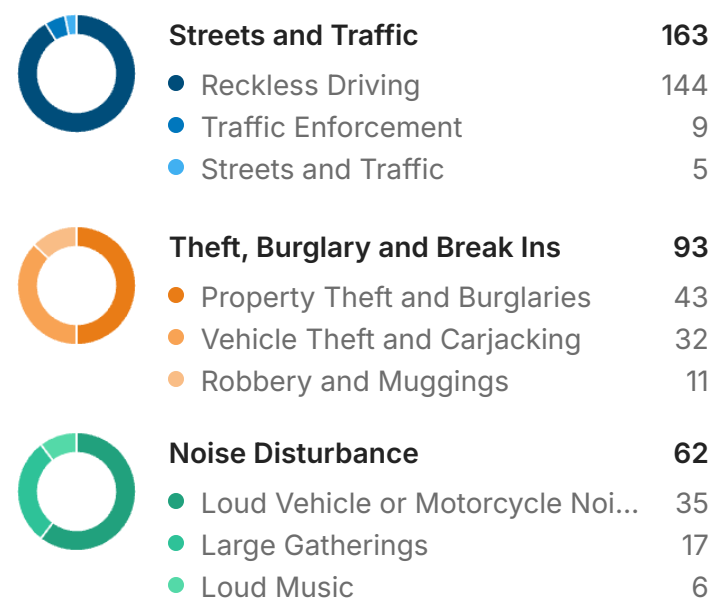
## Most Common Topics

501 labeled responses out of 741

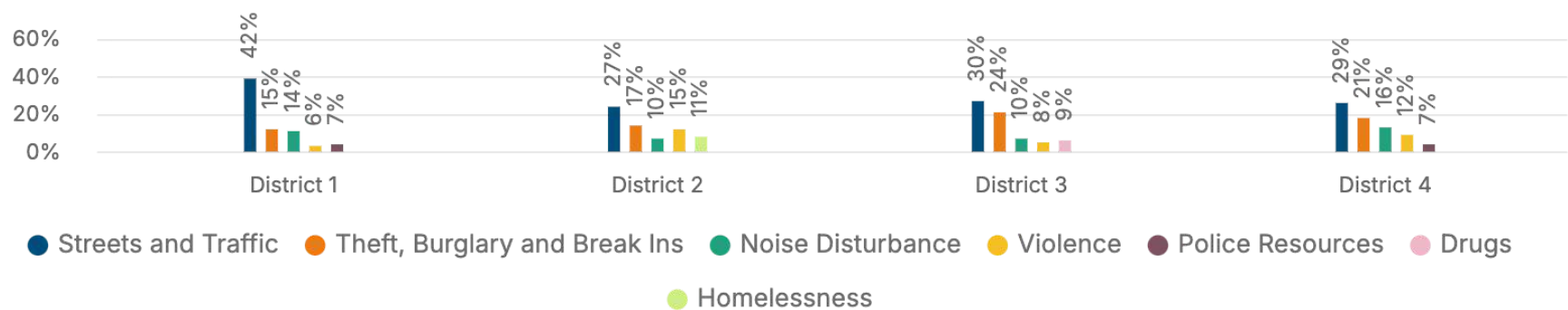


## Top 3 Topics Breakdown

Number of responses by leading subtopic



## Top concerns by area



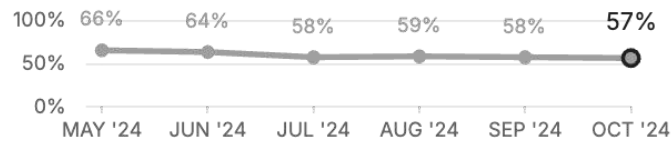
## Scores Over Time and by Area

853 responses (collected by Zencity ad-based distribution, excluding self-distribution)

[Explore Results](#) 

### 57% Safety

↓ 1% vs previous month

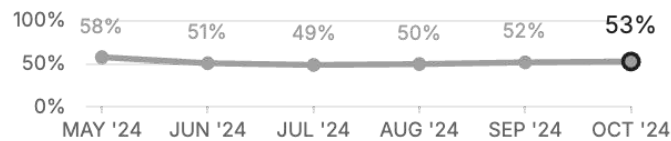


### Score by Area



### 53% Fairness

↑ 1% vs previous month

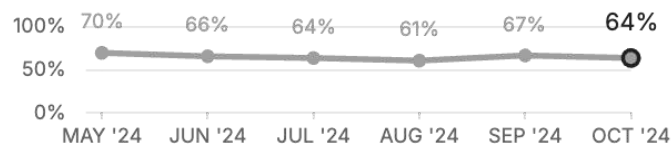


### Score by Area



### 64% Respect

↓ 3% vs previous month

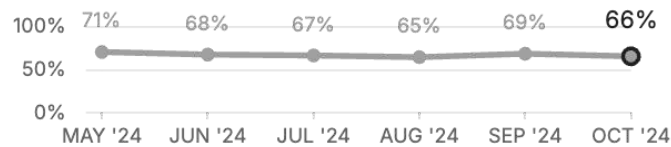


### Score by Area



### 66% Voice

↓ 3% vs previous month



### Score by Area



Small sample sizes can lead to unreliable estimates. Scores for groups under 30 respondents are not shown, and groups with 30 to 49 respondents are marked with an asterisk (\*). Use these scores with caution. [Link to Methodology](#).