



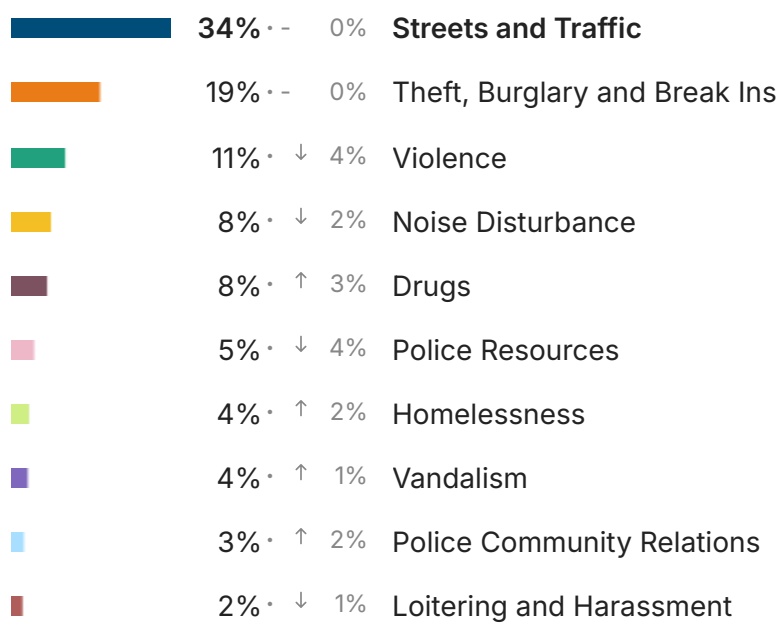
# Blockwise - Sep. Executive Summary Report

The feed provides open-text comments identifying general themes and specific issues and locations. **Streets & Traffic remains the top concern with 34% of the labeled comments. Theft, Burglary and Break Ins came second with 19% of the labelled open comments.**

City Sense of Safety score dropped by 1 point, with **58% of respondents stating they feel completely or mostly safe in their neighborhood.** A rise in all other aspects was noted. 82% of respondents are very or fairly willing to contact the police

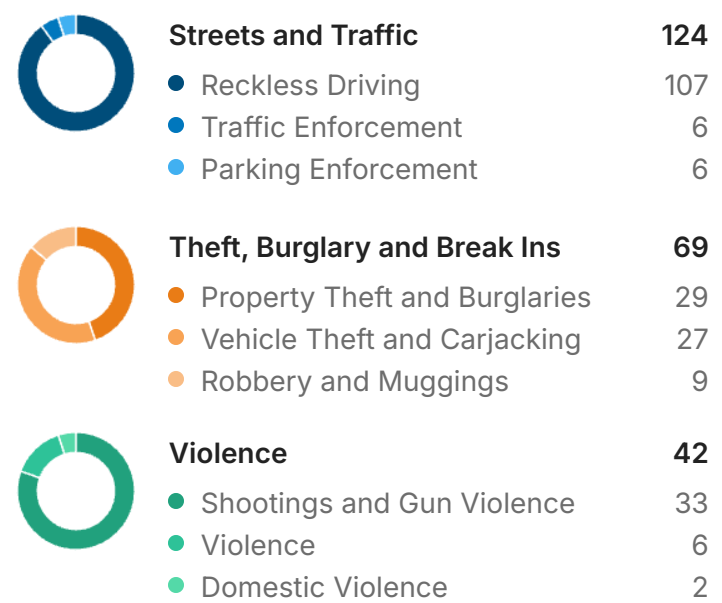
### Most Common Topics

366 labeled responses out of 514

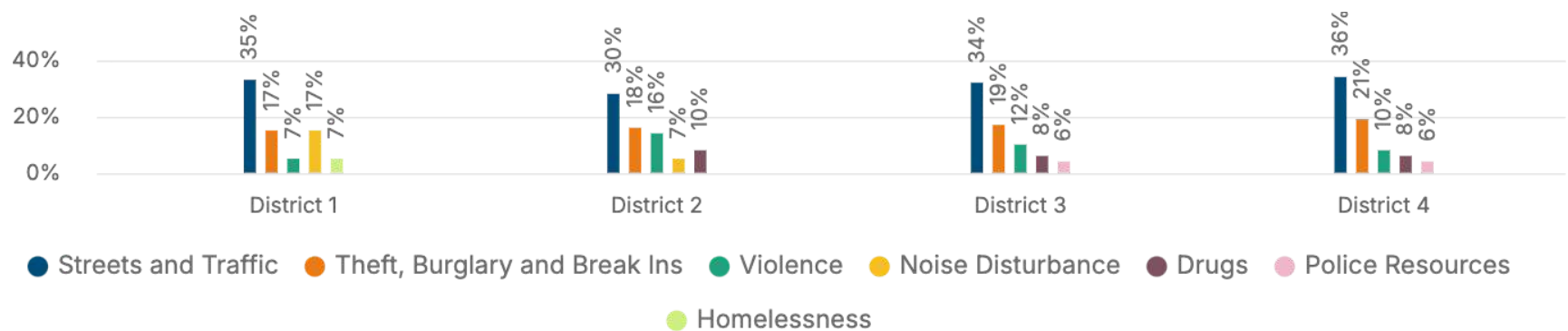


### Top 3 Topics Breakdown

Number of responses by leading subtopic



### Top concerns by area



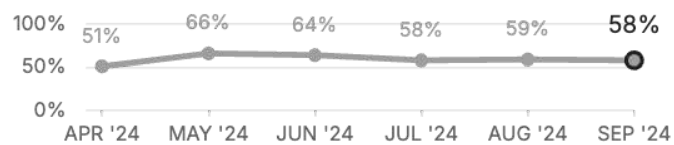
## Scores Over Time and by Area

577 responses (collected by Zencity ad-based distribution, excluding self-distribution)

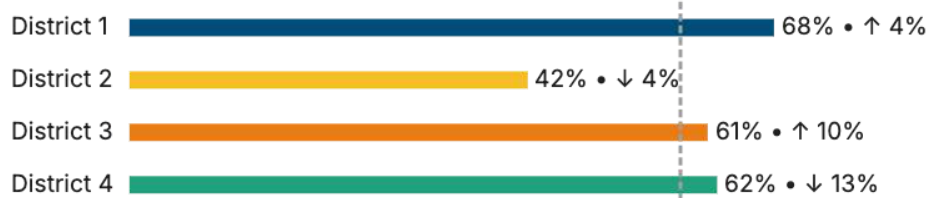
[Explore Results](#)

### 58% Safety

↓ 1% vs previous month

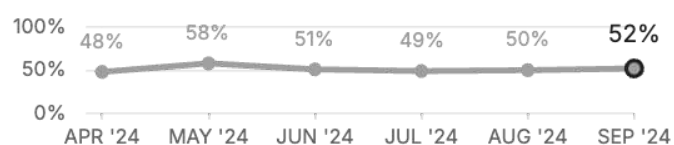


#### Score by Area



### 52% Fairness

↑ 2% vs previous month

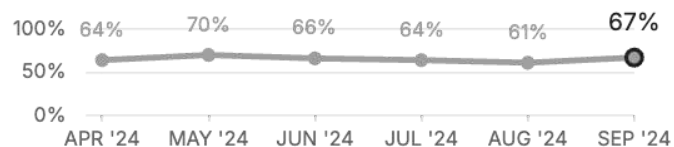


#### Score by Area



### 67% Respect

↑ 6% vs previous month

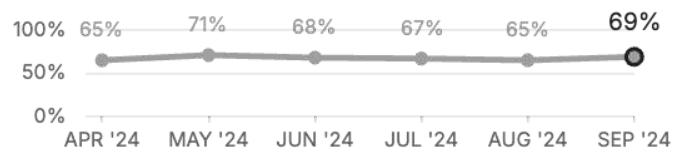


#### Score by Area



### 69% Voice

↑ 4% vs previous month



#### Score by Area



Small sample sizes can lead to unreliable estimates. Scores for groups under 30 respondents are not shown, and groups with 30 to 49 respondents are marked with an asterisk (\*). Use these scores with caution. [Link to Methodology](#).