



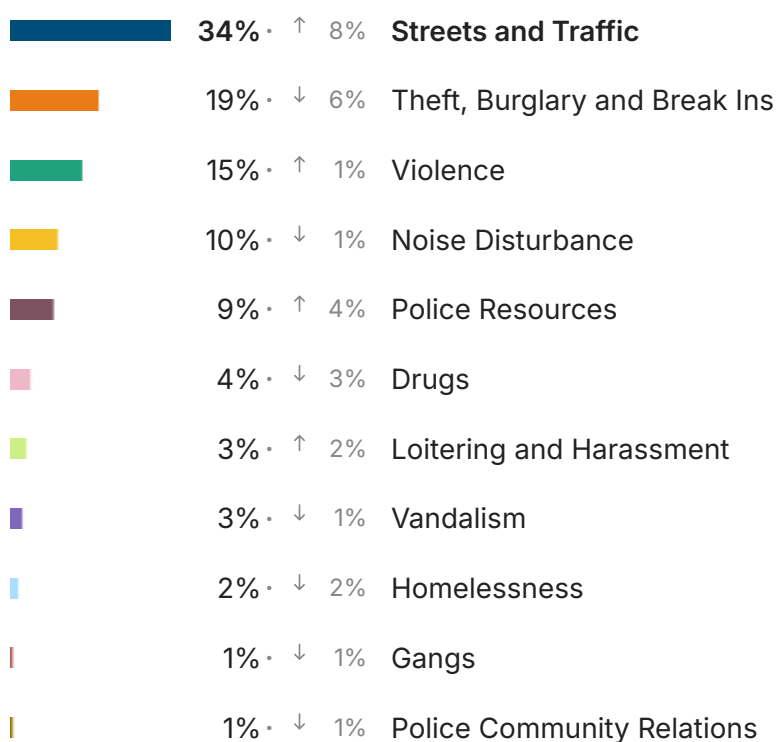
Blockwise - August Executive Summary Report

The feed provides open-text comments identifying general themes and specific issues and locations. **Streets & Traffic rose by 8 points, and remains the top concern with 34% of the labeled comments. Theft, Burglary and Break Ins came second with 19% of the labelled open comments.**

City **Sense of Safety** score rose by 1 point, with **59% of respondents stating they feel completely or mostly safe** in their neighborhood. **81% of respondents are very or fairly willing to contact the police.**

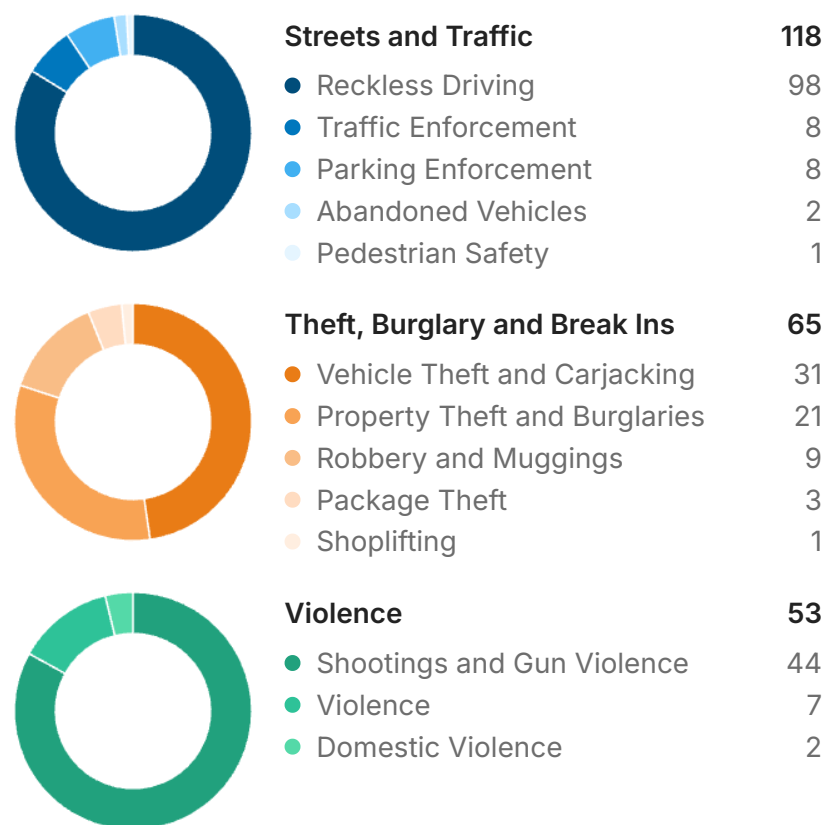
Top concerns

349 labeled responses out of 510

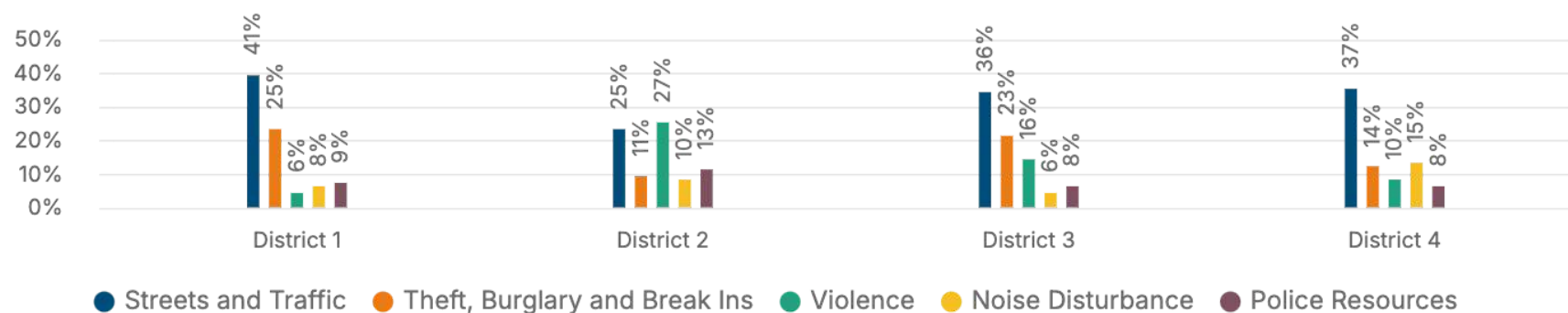


Top 3 concerns breakdown

Number of responses by leading subtopic



Top concerns by area



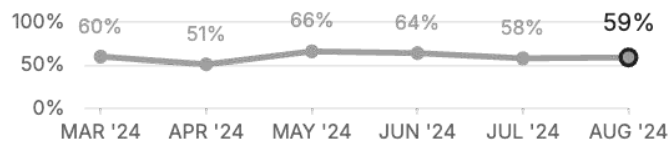
Scores Over Time and by Area

630 responses (collected by Zencity ad-based distribution, excluding self-distribution)

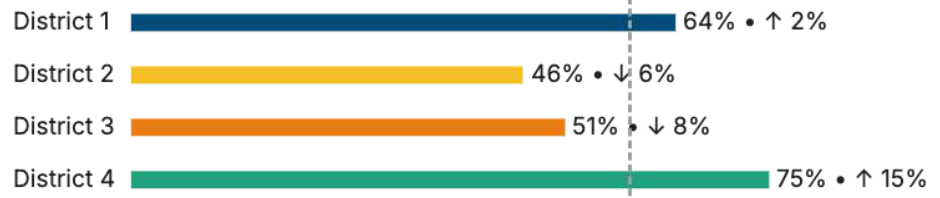
[Explore Results](#)

59% Safety

↑ 1% vs previous month

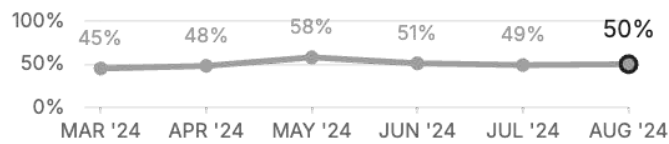


Score by Area



50% Fairness

↑ 1% vs previous month

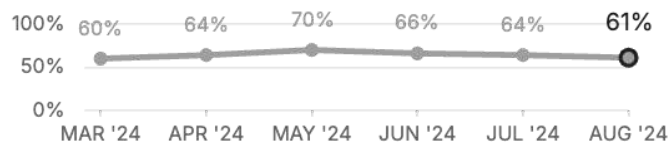


Score by Area



61% Respect

↓ 3% vs previous month

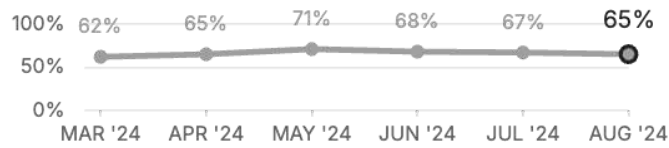


Score by Area



65% Voice

↓ 2% vs previous month

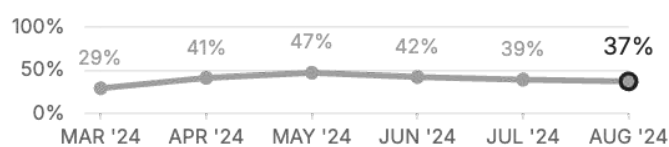


Score by Area



37% Transparency

↓ 2% vs previous month



Score by Area



Small sample sizes can lead to unreliable estimates. Scores for groups under 30 respondents are not shown, and groups with 30 to 49 respondents are marked with an asterisk (*). Use these scores with caution. [Link to Methodology](#).