



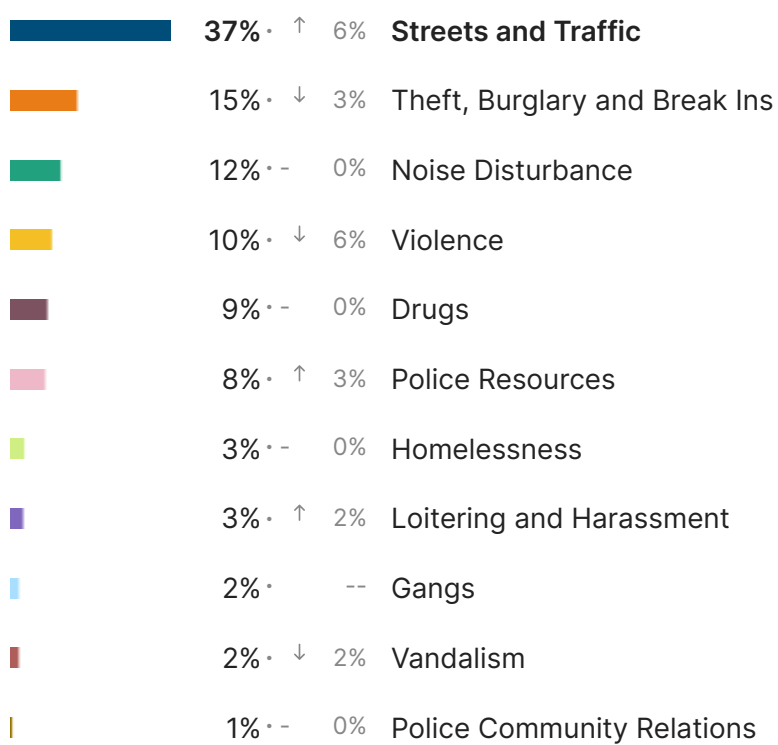
Blockwise - June Executive Summary Report

The feed provides open-text comments identifying general themes and specific issues and locations. **Streets & Traffic continued to be the top concern with 37% of the labeled comments. Theft, Burglary and Break Ins came second 15% of the labelled open comments.**

City **Sense of Safety score dropped by 2 points, with 64% of respondents stating they feel completely or mostly safe** in their neighborhood. **85.5% of respondents are very or fairly willing to contact the police.**

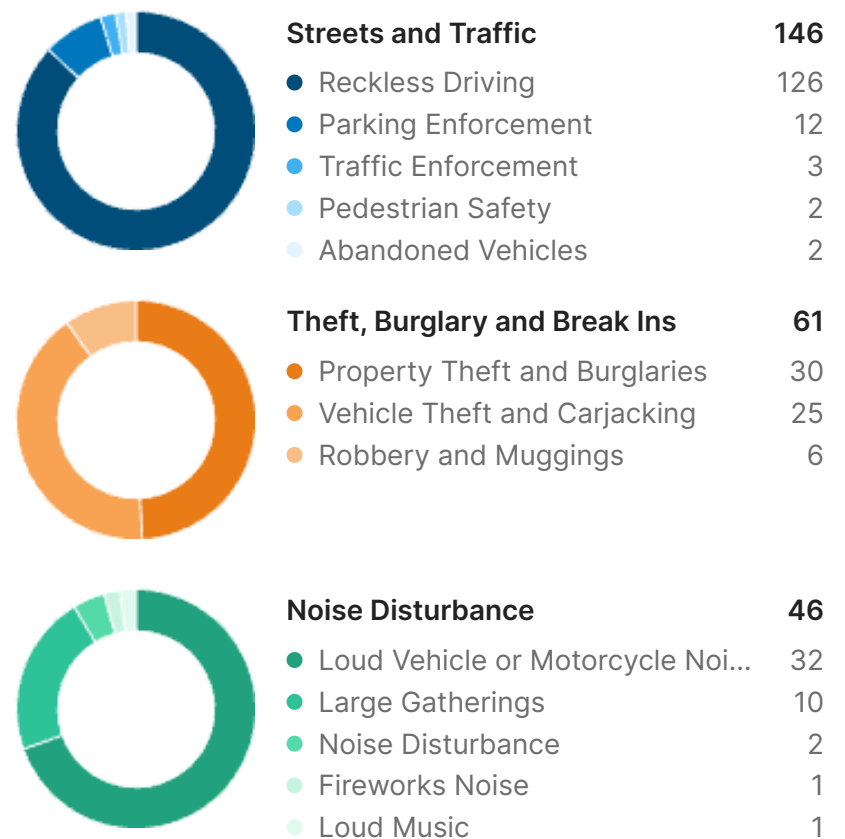
Top concerns

400 labeled responses out of 562

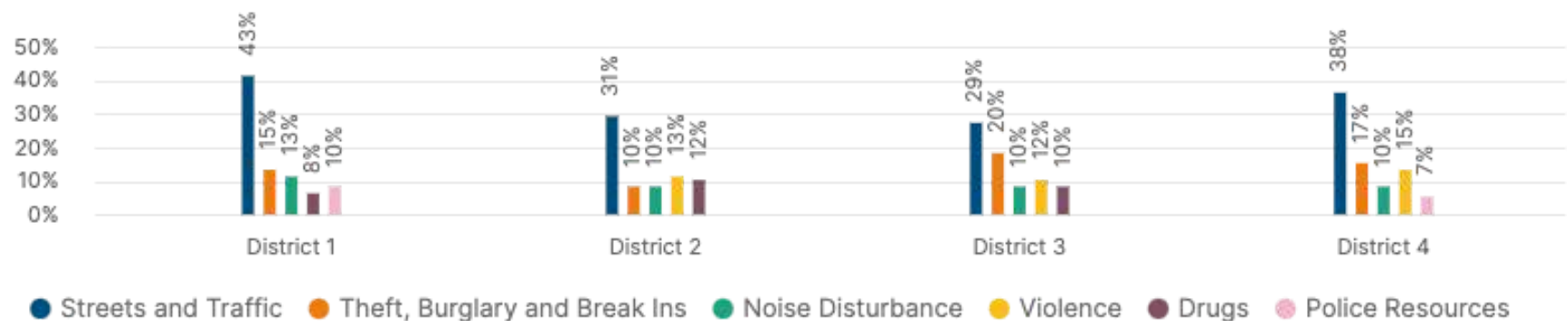


Top 3 concerns breakdown

Number of responses by leading subtopic



Top concerns by area



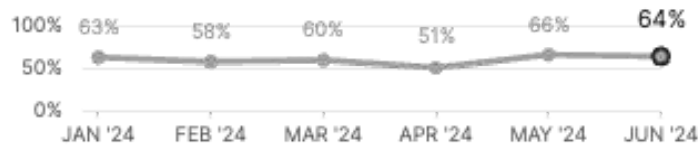
Scores Over Time and by Area

721 responses (collected by Zencity ad-based distribution, excluding self-distribution)

[Explore Results](#)

64% Safety

↓ 2% vs previous month



Score by Area



51% Fairness

↓ 7% vs previous month



Score by Area



66% Respect

↓ 4% vs previous month

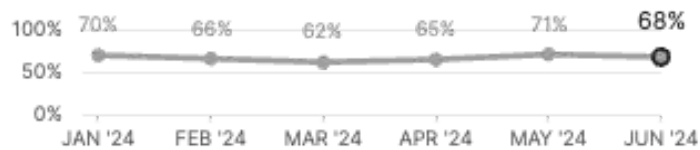


Score by Area



68% Voice

↓ 3% vs previous month

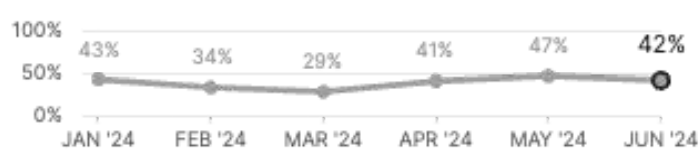


Score by Area



42% Transparency

↓ 5% vs previous month



Score by Area



Small sample sizes can lead to unreliable estimates. Scores for groups under 30 respondents are not shown, and groups with 30 to 49 respondents are marked with an asterisk (*). Use these scores with caution. [Link to Methodology](#).