



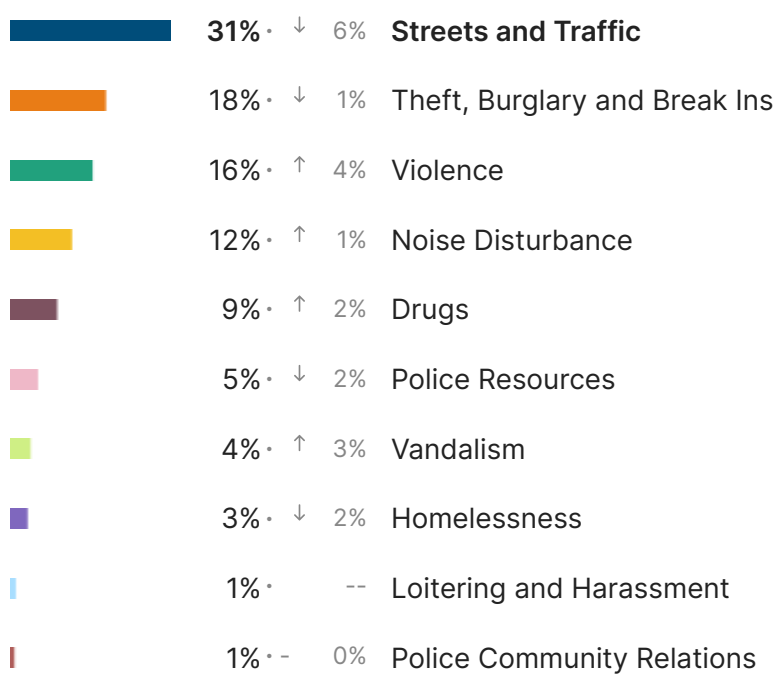
Blockwise - May Executive Summary Report

The feed provides open-text comments identifying general themes and specific issues and locations. **Streets & Traffic dropped by 6 points to 31% of the labeled comments. Violence rose slightly (4 points) to 16% of the labelled open comments.**

City **Sense of Safety score was the highest since collection of Blockwise 2.0 started, with 66% of respondents stating they feel completely or mostly safe** in their neighborhood. A substantial rise was noted in all other aspects. **84% of respondents are very or fairly willing to contact the police.**

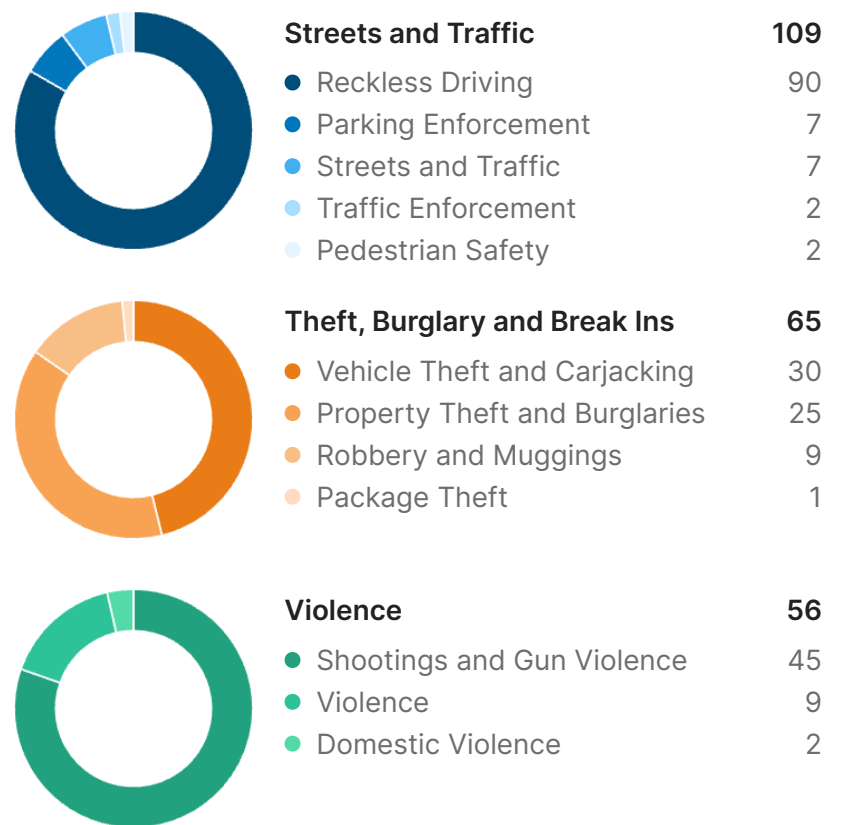
Top concerns

356 labeled responses out of 522

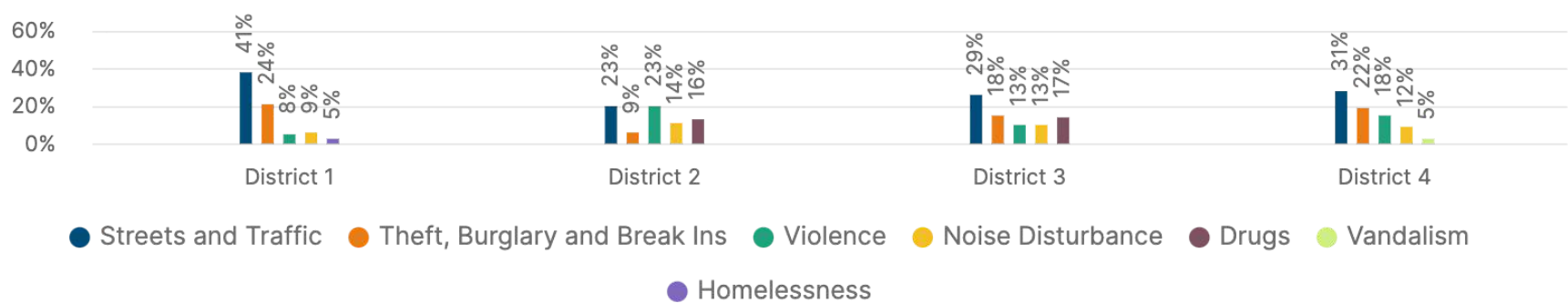


Top 3 concerns breakdown

Number of responses by leading subtopic



Top concerns by area



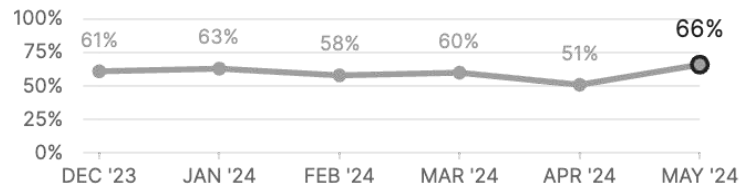
Scores Over Time and by Area

645 responses (collected by Zencity ad-based distribution, excluding self-distribution)

[Explore Results](#)

66% Safety

↑ 15% vs previous month

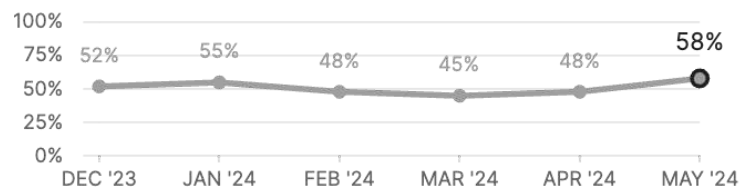


Score by Area



58% Fairness

↑ 10% vs previous month

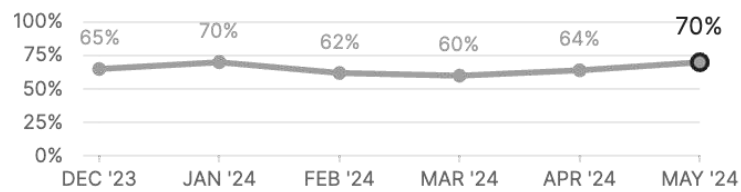


Score by Area



70% Respect

↑ 6% vs previous month

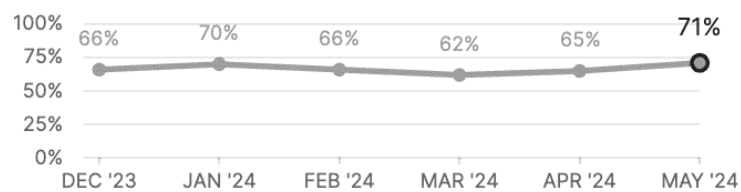


Score by Area



71% Voice

↑ 6% vs previous month

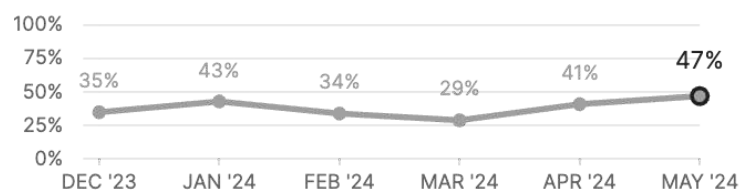


Score by Area



47% Transparency

↑ 6% vs previous month



Score by Area



Small sample sizes can lead to unreliable estimates. Scores for groups under 30 respondents are not shown, and groups with 30 to 49 respondents are marked with an asterisk (*). Use these scores with caution. [Link to Methodology](#).