



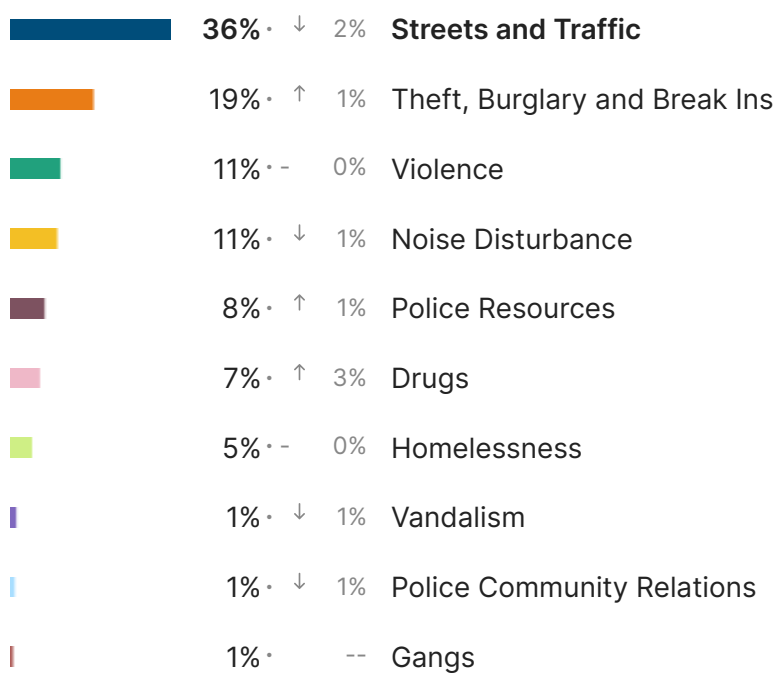
Blockwise - April Executive Summary Report

The feed provides open-text comments identifying general themes and specific issues and locations. **Streets & Traffic remains the top concern with 36% of the labeled comments across all areas. Violence was steady with 11% of the labelled open comments.**

City **Sense of Safety score went down by 9 points, with 51% of respondents stating they feel completely or mostly safe** in their neighborhood. **All other aspects went up** (Fairness - 3 points, Respect - 4 points, Voice - 3 points, Transparency - 12 points). **82% of respondents are very or fairly willing to contact the police.**

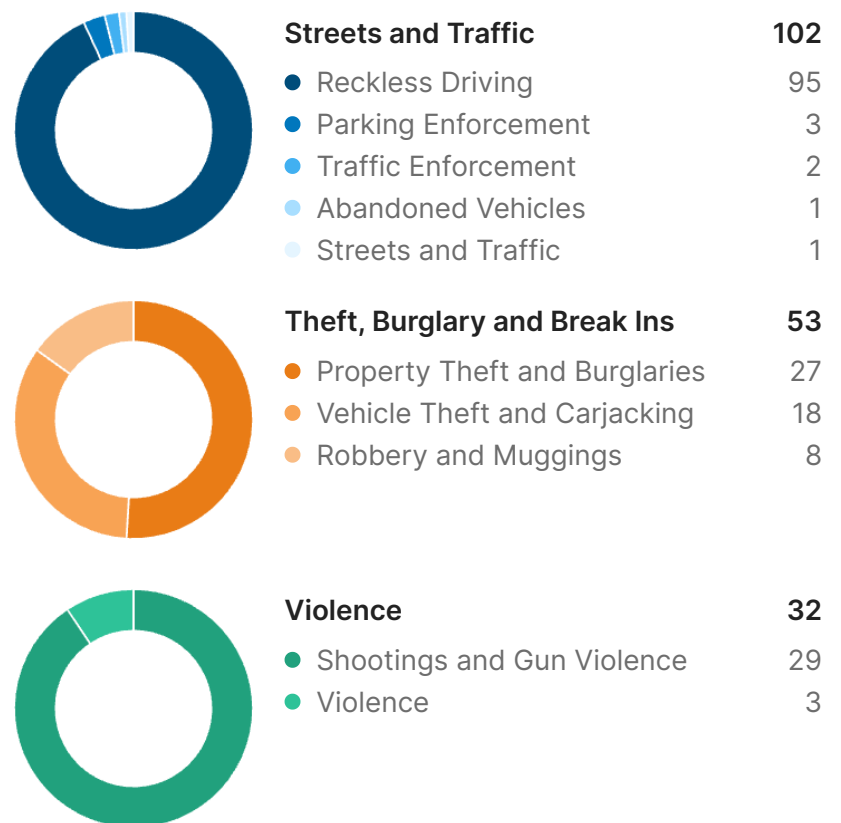
Top concerns

281 labeled responses out of 418

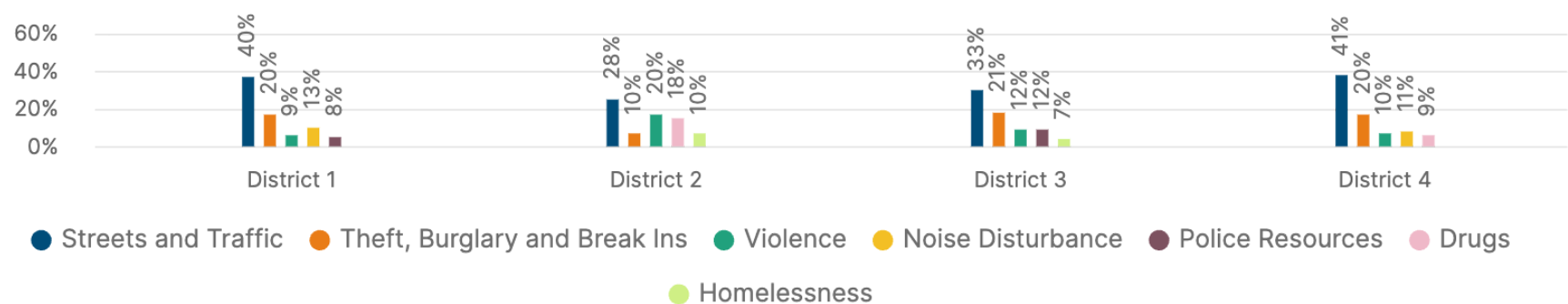


Top 3 concerns breakdown

Number of responses by leading subtopic



Top concerns by area



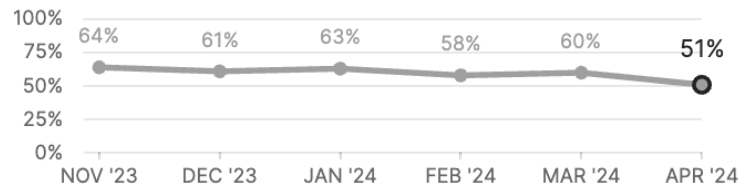
Scores Over Time and by Area

564 responses (collected by Zencity ad-based distribution, excluding self-distribution)

[Explore Results](#)

51% Safety

↓ 9% vs previous month

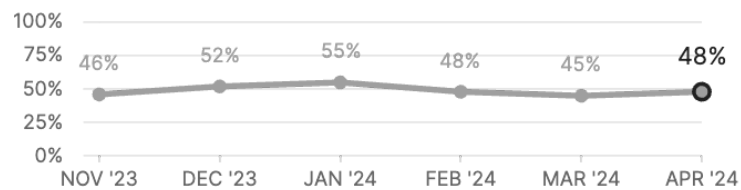


Score by Area

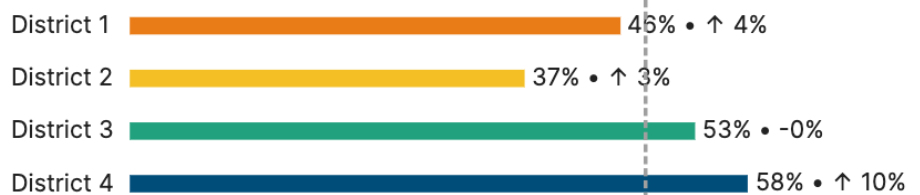


48% Fairness

↑ 3% vs previous month

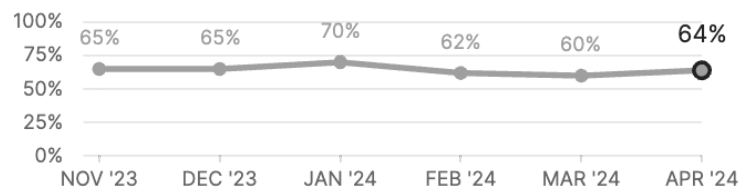


Score by Area



64% Respect

↑ 4% vs previous month

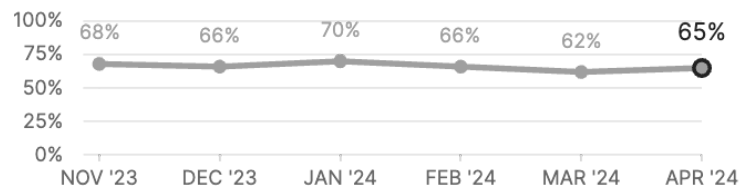


Score by Area

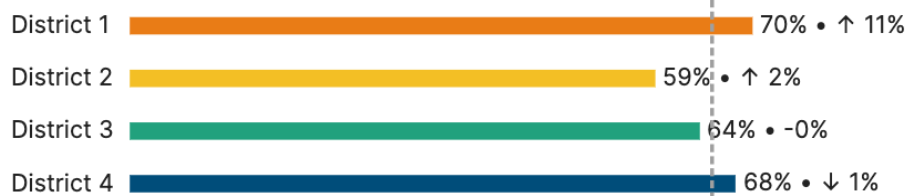


65% Voice

↑ 3% vs previous month

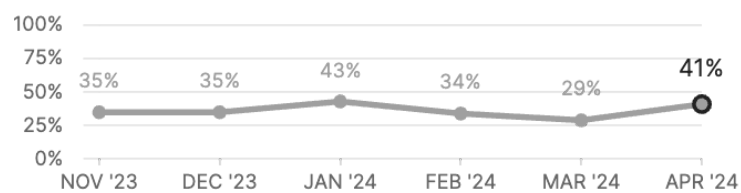


Score by Area



41% Transparency

↑ 12% vs previous month



Score by Area



Small sample sizes can lead to unreliable estimates. Scores for groups under 30 respondents are not shown, and groups with 30 to 49 respondents are marked with an asterisk (*). Use these scores with caution. [Link to Methodology](#).